



DAILY BULLION REPORT

15 June 2026

15 June 2026

BULLDEX SNAPSHOT

Commodity	Expiry	Open	High	Low	Close	% Change
MCXBULLDEX	24-Jun-26	0.00	0.00	0.00	35000.00	0.00

BULLION SNAPSHOT

Commodity	Expiry	Open	High	Low	Close	% Change
GOLD	5-Aug-26	150595.00	151053.00	149498.00	150528.00	1.07
GOLD	5-Oct-26	153752.00	154413.00	153036.00	153934.00	1.17
GOLDMINI	3-Jul-26	147888.00	149121.00	147651.00	148719.00	1.09
GOLDMINI	5-Aug-26	150388.00	151100.00	149516.00	150639.00	1.12
SILVER	3-Jul-26	242776.00	247000.00	240000.00	246186.00	2.73
SILVER	4-Sep-26	250163.00	252338.00	245211.00	251632.00	2.72
SILVERMINI	30-Jun-26	248000.00	250747.00	244461.00	250195.00	-6.88
SILVERMINI	31-Aug-26	252136.00	257111.00	249858.00	255875.00	-3.94

OPEN INTEREST SNAPSHOT

Commodity	Expiry	% Change	% Oi Change	Oi Status
MCXBULLDEX	24-Jun-26	0.00	0.00	Long Liquidation
MCXBULLDEX	29-Jul-26	0.00	0.00	Long Liquidation
GOLD	5-Aug-26	1.07	-4.12	Short Covering
GOLD	5-Oct-26	1.17	11.32	Fresh Buying
GOLDMINI	3-Jul-26	1.09	-4.99	Short Covering
GOLDMINI	5-Aug-26	1.12	5.58	Fresh Buying
SILVER	3-Jul-26	2.73	0.09	Fresh Buying
SILVER	4-Sep-26	2.72	6.20	Fresh Buying
SILVERMINI	30-Jun-26	2.47	-6.88	Short Covering
SILVERMINI	31-Aug-26	2.69	-3.94	Short Covering

INTERNATIONAL BULLION SNAPSHOT

Commodity	Open	High	Low	Close	% Change
Gold \$	4294.91	4308.12	4286.32	4287.37	-0.16
Silver \$	70.32	70.56	69.94	70.32	-0.01

RATIOS

Ratio	Price	Ratio	Price	Ratio	Price
Gold / Silver Ratio	61.14	Silver / Crudeoil Ratio	30.49	Gold / Copper Ratio	112.73
Gold / Crudeoil Ratio	18.65	Silver / Copper Ratio	184.36	Crudeoil / Copper Ratio	6.05

Important levels for Jewellery/Bullion Dealers



Booking Price for Sellers	Booking Price for Buyers
150838.00	150218.00
151048.00	150008.00



Booking Price for Sellers	Booking Price for Buyers
246906.00	245466.00
247666.00	244706.00



Booking Price for Sellers	Booking Price for Buyers
94.99	94.63
95.21	94.41





Booking Price for Sellers	Booking Price for Buyers
4300.20	4274.90
4313.10	4262.00



Booking Price for Sellers	Booking Price for Buyers
70.73	69.91
71.04	69.60

Click here for download Kedia Advisory **Special Research Reports**



Technical Snapshot



BUY GOLD AUG @ 149500 SL 148500 TGT 151000-152000. MCX

Observations

Gold trading range for the day is 148805-151915.

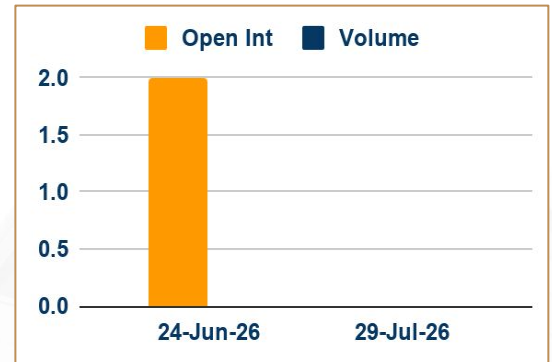
Gold gained as oil fell on rising hopes for a peace deal between Iran and the United States.

Trump says US and Iran could sign peace deal soon

US producer prices increase more than expected in May

ANZ lowered its year-end price target for gold by \$400 to \$5,200 to reflect recent price volatility.

OI & Volume



Spread

GOLD OCT-AUG	3406.00
GOLDMINI AUG-JUL	1920.00

Trading Levels

Commodity	Expiry	Close	R2	R1	PP	S1	S2
GOLD	5-Aug-26	150528.00	151915.00	151220.00	150360.00	149665.00	148805.00
GOLD	5-Oct-26	153934.00	155175.00	154555.00	153795.00	153175.00	152415.00
GOLDMINI	3-Jul-26	148719.00	149965.00	149340.00	148495.00	147870.00	147025.00
GOLDMINI	5-Aug-26	150639.00	152005.00	151325.00	150420.00	149740.00	148835.00
Gold \$		4287.37	4315.80	4301.68	4294.00	4279.88	4272.20

Technical Snapshot



BUY SILVER JUL @ 245000 SL 242000 TGT 249000-254000. MCX

Observations

Silver trading range for the day is 237395-251395.

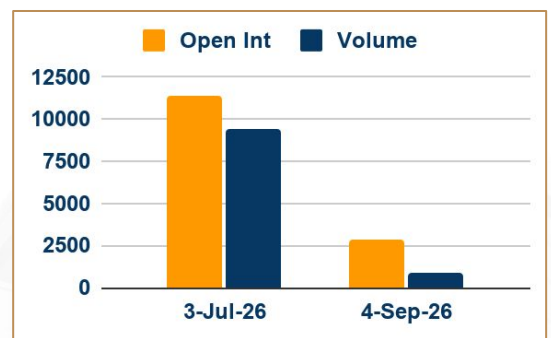
Silver rose as oil prices fell on growing optimism for a US-Iran peace deal.

However, upside capped due to expectations of higher interest rates.

US President Donald Trump suggested a deal could be reached as early as this weekend, though Tehran stated no final decision had been made

ECB raised interest rates for the first time since 2023 and upwardly revised its inflation forecasts for 2026 and 2027.

OI & Volume



Spread

SILVER SEP-JUL	5446.00
SILVERMINI AUG-JUN	5680.00

Trading Levels

Commodity	Expiry	Close	R2	R1	PP	S1	S2
SILVER	3-Jul-26	246186.00	251395.00	248790.00	244395.00	241790.00	237395.00
SILVER	4-Sep-26	251632.00	256855.00	254240.00	249725.00	247110.00	242595.00
SILVERMINI	30-Jun-26	250195.00	254755.00	252480.00	248470.00	246195.00	242185.00
SILVERMINI	31-Aug-26	255875.00	261530.00	258700.00	254280.00	251450.00	247030.00
Silver \$		70.32	70.88	70.60	70.27	69.99	69.66



FOLLOW US



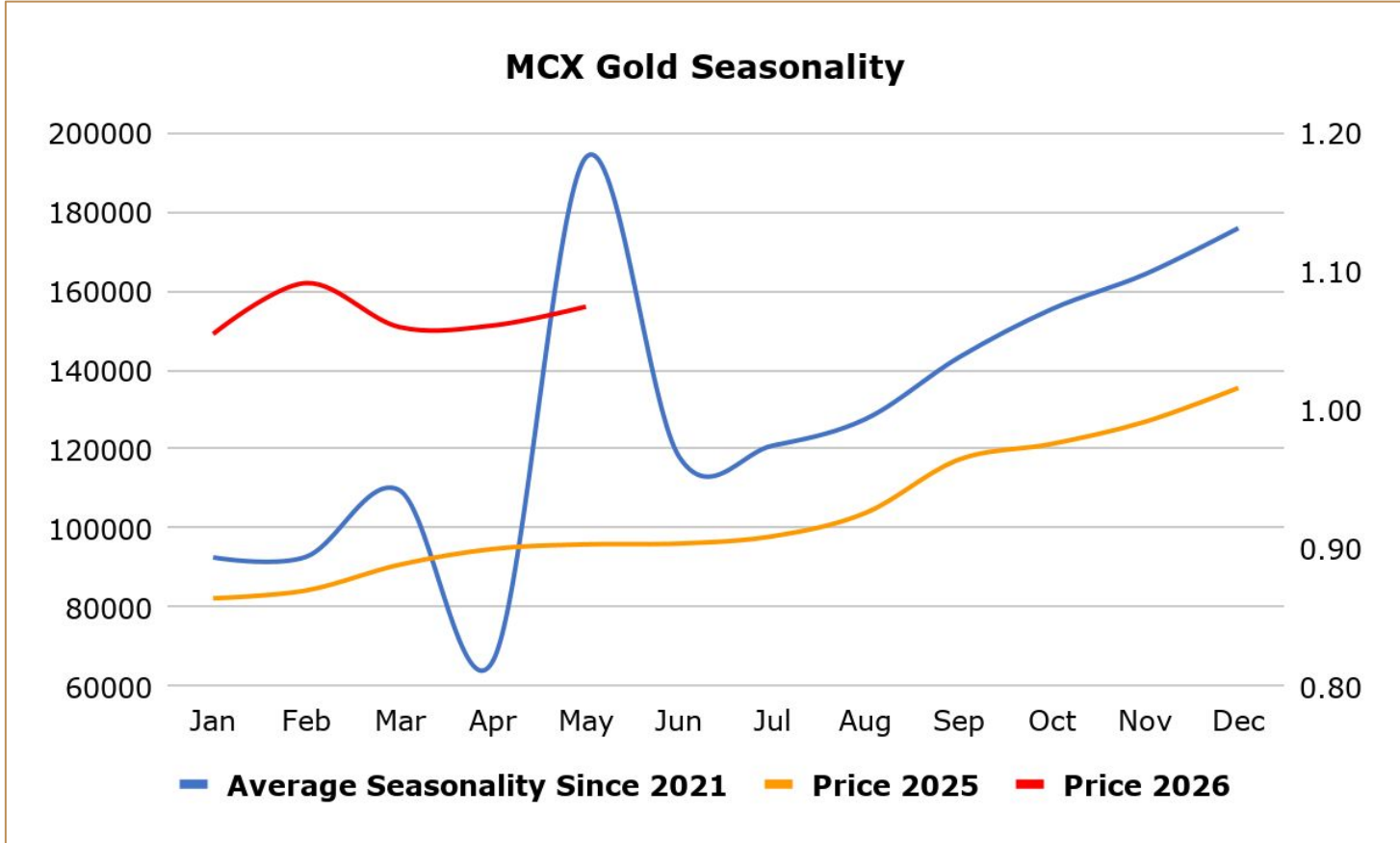
Gold gained as oil fell on rising hopes for a peace deal between Iran and the United States. U.S. President Donald Trump called off planned military strikes on Iran and signalled an imminent peace deal. U.S. producer prices increased more than expected in May, leading to the largest annual gain in 3-1/2 years as the Middle East conflict drove up the cost of energy products. Traders are currently pricing in a 60% chance of a U.S. rate hike in December, according to the CME Group's FedWatch tool. Donald Trump said the United States and Iran could sign a peace deal as soon as this weekend that would reopen the Strait of Hormuz to shipping, but Iran countered that it had not reached a final decision on an agreement.

India gold demand ticks up as prices slip; China premiums ease - Gold demand in India improved slightly as softer prices drew in jewellery buyers even as caution prevailed, while premiums in China eased. Dealers quoted discounts of up to \$35 an ounce over official domestic prices, down from last week's discounts of up to \$87. While jewellers have started restocking, purchases remain measured as confidence in retail demand for the coming months is still weak. India's physically backed gold exchange-traded funds logged their first net monthly outflow in a year in May, as investors booked profits following a sharp rise in prices triggered by higher import duties. In top consumer China, bullion traded at premiums of \$1 to \$5 an ounce over the global benchmark price, down from \$7 to \$10 premiums last week. In Hong Kong, gold traded between par and a \$1.90 premium, while in Japan, it was sold at a discount of \$0.50. In Singapore, gold was sold between a \$0.50 discount and a \$2 premium.

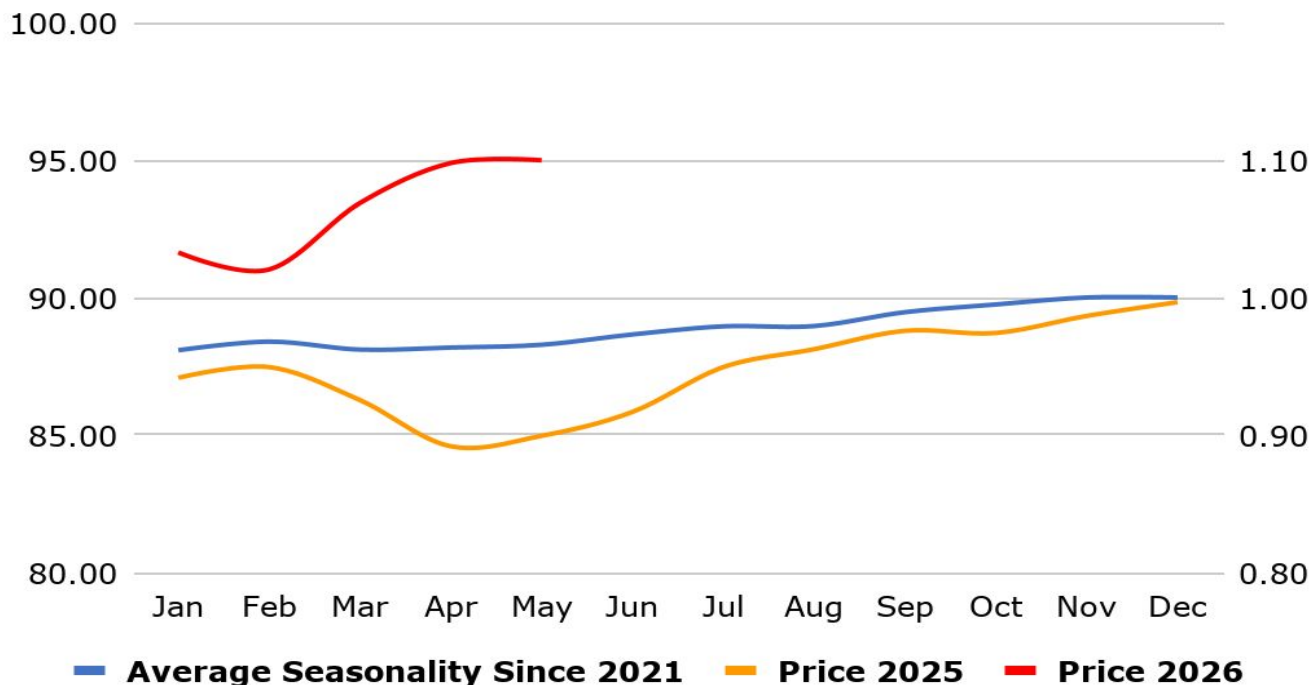
Swiss gold exports drop 20% in April as deliveries to UK fall - Gold exports from Switzerland in April fell 20% from the previous month as shipments to Britain and China slowed, offsetting higher deliveries to India and Hong Kong, Swiss customs data showed. The world's biggest bullion refining and transit hub's deliveries to the UK fell to 35.5 metric tons from 57.6 tons in March. Britain is home to the world's largest over-the-counter gold trading hub. Supplies to China, a major bullion consumer, eased by 19% to 30.5 tons while shipments to India climbed to 6.5 tons from 3.5 tons in March.

China's April net gold imports via Hong Kong rise 81.2% from March - China's net gold imports via Hong Kong rose 81.2% in April from the previous month, Hong Kong Census and Statistics Department data showed. The world's top gold consumer imported a net 86.715 metric tons in April, up from 47.866 tons in March, and marked its 13th straight monthly increase, the data showed. The Hong Kong data may not provide a complete picture of Chinese purchases because gold is also imported via Shanghai and Beijing. China's bullion buying patterns can influence global trends and markets. China's total gold imports via Hong Kong stood at 99.327 tons in April, up around 24.8% from March's 79.576 tons. Earlier this month, data from the People's Bank of China showed the central bank loaded up on gold for an 18th straight month in April. The country's gold reserves have added up to 74.64 million fine troy ounces by the end of April, versus the previous month's 74.38 million.

India raises gold and silver tariffs to 15% to curb imports, support rupee - India has raised import tariffs on gold and silver to 15% from 6%, government orders said, as part of efforts to curb overseas purchases of the metals and ease pressure on the country's foreign exchange reserves. The higher duties could dampen demand in the world's second-largest consumer of precious metals, although they may help narrow India's trade deficit and support the rupee, one of Asia's worst-performing currencies. However, industry officials warned higher import taxes could revive smuggling, which had eased after India cut tariffs in mid-2024. The government has imposed a 10% basic customs duty and a 5% Agriculture Infrastructure and Development Cess (AIDC) on gold and silver imports, taking the effective import tax to 15% from 6%. Inflows into India's gold exchange-traded funds (ETFs) surged 186% year-on-year in the March quarter to a record 20 metric tons, the World Gold Council said last month.



USDINR Seasonality



Weekly Economic Data

Date	Curr.	Data
Jun 15	EUR	Italian Trade Balance
Jun 15	EUR	Industrial Production m/m
Jun 15	EUR	Trade Balance
Jun 15	USD	Empire State Manufacturing Index
Jun 15	USD	Capacity Utilization Rate
Jun 15	USD	Industrial Production m/m
Jun 15	USD	NAHB Housing Market Index
Jun 16	EUR	ZEW Economic Sentiment
Jun 16	EUR	German ZEW Economic Sentiment
Jun 16	USD	ADP Weekly Employment
Jun 16	USD	Building Permits
Jun 16	USD	Housing Starts
Jun 16	USD	Import Prices m/m

Date	Curr.	Data
Jun 17	USD	Core Retail Sales m/m
Jun 17	USD	Retail Sales m/m
Jun 17	USD	Business Inventories m/m
Jun 17	USD	Pending Home Sales m/m
Jun 17	USD	Crude Oil Inventories
Jun 17	USD	Federal Funds Rate
Jun 18	EUR	Current Account
Jun 18	EUR	Italian Qrtly Unemployment Rate
Jun 18	EUR	German Buba Monthly Report
Jun 18	USD	Philly Fed Manufacturing Index
Jun 18	USD	Unemployment Claims
Jun 18	USD	CB Leading Index m/m
Jun 18	USD	Natural Gas Storage

Stay Ahead in Markets with Kedia Advisory



Get Live Commodity & Equity Market Updates backed by in-depth research, data-driven insights, and expert analysis.



Why Kedia Advisory

- Real-time market updates
- Key levels & trend direction
- Research-based market views
- Trusted by active traders & investors

Visit: Kedia Advisory Website

www.kediaadvisory.com

CLICK HERE



SCAN ME



Kedia Stocks and Commodities Research Pvt Ltd

SEBI REGISTRATION NUMBER : INH000006156

Aadinath Commercial, Opp. Mumbai University, Vasant Valley Road, Khadakpada, Kalyan West

Investment in securities market are subject to market risks, read all the Related documents carefully before investing.



**Scan the QR to
connect with us**

**KEDIA ADVISORY**

KEDIA STOCKS & COMMODITIES RESEARCH PVT LTD.

Mumbai. INDIA.

For more details, please contact Mobile: +91 9619551022

Email: info@kediaadvisory.com

SEBI REGISTRATION NUMBER - INH000006156

For more information or to subscribe for monthly updates

Visit www.kediaadvisory.com

This Report is prepared and distributed by Kedia Stocks & Commodities Research Pvt Ltd. for information purposes only. The recommendations, if any, made herein are expressions of views and/or opinions and should not be deemed or construed to be neither advice for the purpose of purchase or sale through KSCRPL nor any solicitation or offering of any investment /trading opportunity. These information/opinions/ views are not meant to serve as a professional investment guide for the readers. No action is solicited based upon the information provided herein. Recipients of this Report should rely on information/data arising out of their own investigations. Readers are advised to seek independent professional advice and arrive at an informed trading/investment decision before executing any trades or making any investments. This Report has been prepared on the basis of publicly available information, internally developed data and other sources believed by KSCRPL to be reliable. KSCRPL or its directors, employees, affiliates or representatives do not assume any responsibility for or warrant the accuracy, completeness, adequacy and reliability of such information/opinions/ views. While due care has been taken to ensure that the disclosures and opinions given are fair and reasonable, none of the directors, employees, affiliates or representatives of KSCRPL shall be liable for any direct, indirect, special, incidental, consequential, punitive or exemplary damages, including lost profits arising in any way whatsoever from the information/opinions/views contained in this Report. The possession, circulation and/or distribution of this Report may be restricted or regulated in certain jurisdictions by appropriate laws. No action has been or will be taken by KSCRPL in any jurisdiction (other than India), where any action for such purpose (s) is required. Accordingly, this Report shall not be possessed, circulated and/ or distributed in any such country or jurisdiction unless such action is in compliance with all applicable laws and regulations of such country or jurisdiction. KSCRPL requires such a recipient to inform himself about and to observe any restrictions at his own expense, without any liability to KSCRPL. Any dispute arising out of this Report shall be subject to the exclusive jurisdiction of the Courts in India.